

WELCOME TO..

ZhuHai UJin Diamond Tools Co.,Ltd

*Diamond Wheels*  
*Diamond E.P.Tools*  
*Diamond Saw Blade*



Tel.:0756-2260848

Fax:0756-2260849

Email:sale@ujintools.com


tang@ujintools.com

[Http://ujintools.1688.com](http://ujintools.1688.com)

[Http://www.ujintools.com](http://www.ujintools.com)




## Diamond Wheels For Glass



☆ Use for glass straightline machines.

☆ Spot supply, Non-standard custom.

Code	Position No.	Bond	Dia.	Hole	Width	Thickness
ZQ1	1#	Metal	150	12/22/50	8	8
ZQ2	2#	Metal	150	12/22/50	8	8
ZS2	2#/3#	Resin	150	12/22/50	10	10
ZQD	4#	Metal	130	12/22/50	8	8
ZSD	5#	Resin	130	12/22/50	10	10



☆ Use for glass beveling machines.

☆ Spot supply, Non-standard custom.


Code	Position No.	Bond	Dia.	Hole	Width	Thickness
XQ1	1#	Metal	150	12/22	5	10
XQ2	2#	Metal	150	12/22	5	10
XSC3	3#	Resin	150	12/22	15	10
XSC4	4#	Resin	150	12/22	15	10
XSC5	5#	Resin	150	12/22	20	7
XSC6	6#	Resin	150	12/22	20	7



☆ Use for glass double edging machines.

☆ Spot supply, Non-standard custom.

Code	Position No.	Bond	Dia.	Hole	Width	Thickness
SQC1	1#	Metal	150	12/22	15	10
SQC2	2#	Metal	150	12/22	8	10
SQ3	3#	Metal	150	12/22	8	8
SS3	3#	Resin	150	12/22	15	12
SQD	4#	Resin	150	12/22	8	8
SSD	4#	Resin	150	12/22	15	12




☆ Use for glass shape edging machines.

☆ Spot supply, Non-standard custom.

Code	Position No.	Bond	Dia.	Hole	Width	Thickness
PR150-3	1#	Metal	150	12/22	15	10
PR150-5	2#	Metal	150	12/22	8	10
PR150-6	3#	Metal	150	12/22	8	8
PR150-8	3#	Metal	150	12/22	15	12
PR150-10	4#	Metal	150	12/22	8	8
PR150-12	4#	Metal	150	12/22	15	12
HSD100	5#	Metal	100	22	25	3

# Diamond Wheels For Stone And Ceramic Tile



☆ Use for ceramic tile edge grinding machines.

☆ Make-to-order, Delivery time is 15 day.

Code	Position No.	Bond	Dia.	Hole	Width	Thickness
TQM250	1#	Metal	250	80	10	10
TQM250	2#	Metal	150	80	10	10
TQM250	3#	Metal	150	80	10	10
TSM200	4#	Resin	150	80	25	15
TSM200	5#	Resin	150	80	25	15



☆ Use for tuck point cutting stone and ceramic tile.

☆ Make-to-order, Delivery time is 15 day.



Code	Bond	Dia.	Hole	Width	Thickness	FOB (USD)
TSK110	Resin	110	30/32/50	8	5~30	
TSK150	Resin	150	30/32/50	8	5~30	
TSK200	Resin	200	30/32/50	8	5~30	
TSK250	Resin	250	30/32/50	8	5~30	
TSK300	Resin	300	30/32/50	8	5~30	



☆ Use for cutting, grinding stone and ceramic tile.

☆ Make-to-order, Delivery time is 15 day.

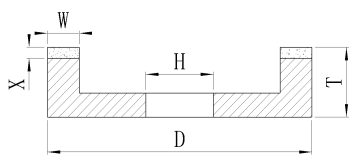
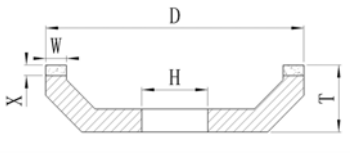
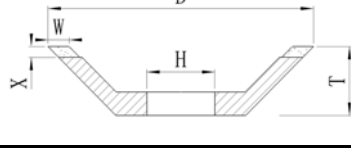
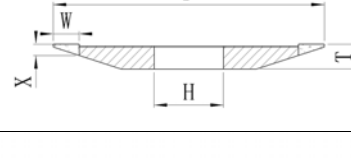
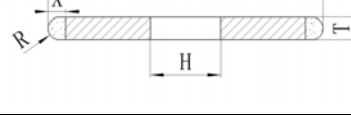
Code	Bond	Dia.	Hole	Width	Thickness	FOB (USD)
WM100L	Metal	100	20/22/M14	20	6	
WM105	Metal	105	20/22.23	8-20	8	
WM115	Metal	115	20/22.23	8-20	8	
WM180	Metal	180	20/22.23	8-20	8	






# Diamond Wheels For Carbide-Cutters

☆ Use for sharpening and processing carbide cutters & hard metal saw blade.

☆ Make-to-order, Non-standard custom, Delivery time is 15 day.

Picture	Code	Bond	Dia.	Hole	Width	Thickness	FOB (USD)
	6A2	R	75-250	20/32	3-20	5-10	
	12A2	R	75-200	20/32	3-30	5-10	
	12V2	R	50-150	20/32	3-10	3-5	
	4B1	R	100-150	20/32	5-12	3	
	1F1	R	50-200	20/32	6-10	R2-15	



## Professional Diamond Wheels

☆ Professional grinding for magnetic material, cemented carbide, ceramic bar, optical glass and electric glass.

☆ Make-to-order, Non-standard custom, Delivery time is 15 day.

Photo	Code	Type	Dia.	Width	Thickness	FOB (USD)
 <p>A cylindrical metal bond centerless grinding wheel with a blue inner core and a grey outer layer.</p>	9A1Q	Metal Bond Centerless Wheels	100-250	6/8	60-200	
 <p>A resin bond centerless grinding wheel with a red outer layer and a silver inner core.</p>	9A1S	Resin Bond Centerless Wheels	100-350	8/10	60-200	
 <p>A collection of surface grinding wheels in various colors: red, green, and silver.</p>	6A2T	Surface Grinding Wheels	100-450	60-200	5/8/10	
 <p>An end surface grinding wheel with a brown outer layer and a silver inner core.</p>	4A2	End Surface wheels	100-450	40-100	5/8/10	
 <p>A cylindring grinding wheel with a dark brown outer layer and a silver inner core.</p>	2A2	Cylindring Wheels	100-450	5-40	5/8/10	

# Diamond Ultrathin Cutting Blade

## ☆ Bevel Teeth Saw Blade.

☆ Use for cutting gemstone,agate,jades,magnetic material,floor crack-cleaning.

☆ Spot supply,Non-standard custom.



Code	Dia.	Hole	Width	Thickness	FOB (USD)
JX-80	80	20	6	0.13-0.5	
JX-100	100	20	6	0.13-0.5	
JX-110	110	20	6	0.13-0.5	
JX-120	120	20	6	0.13-0.5	
JX-150	150	20	6	0.13-0.5	
JX-200	200	20	6	0.13-0.5	

## ☆ Straight Teeth Saw Blade.

☆ Use for cutting gemstone,agate,jades,magnetic material,mable.

☆ Make-to-orde,Delivery time is 15 day.



Code	Dia.	Hole	Width	Thickness	FOB (USD)
JZ-100	100	20	6	0.8	
JX-150	150	20	6	0.8	
JX-200	200	20	6	0.8/1.0	
JX-250	250	20	6	0.8/1.0	
JX-300	300	20	6	0.8-1.6	
JX-350	350	20	6	0.8-1.6	
JX-400	400	20	6	0.8-1.6	
JX-450	450	20	6	0.8-1.6	
JX-500	500	20	6	0.8-1.6	
JX-600	600	20	6	0.8-1.6	



## ☆ E.P. Non-Teeth Saw Blade.

☆ Use for cutting gemstone,agate,jades,magnetic material.

☆ Make-to-orde,Delivery time is 15 day.





Code	Dia.	Hole	Width	Thickness	FOB (USD)
JW-100	100	25	10	0.8	
JW-150	150	25	5	0.8	
JW-160	160	25	10	0.8/1.0	
JW-200	200	25	10	0.8-1.2	
JW-250	250	25	10	0.8-1.2	
JW-300	300	25	10	0.8-1.5	
JW-350	350	25	10	0.8-1.5	
JW-400	400	25	10	0.8-1.5	



## Diamond Electroplated Tools

☆ Use for cutting, grinding and polishing gemstone, agate, jades, granite, mable, glass, ceramic, magnetic material.

☆ Make-to-order, Non-standard custom, Delivery time is 15 day.





Photo	Code	Type	Dia.	Hole	FOB (USD)
	DM	Electroplated plate	100-600	12.7	
	DZ	Glass Drill/ Marble Drill	3-150	6/10	
	DL	Electroplated Wheels	50-300	25/25.4	
	DSP	Cutting Disc/ Bowl Disc	100	20/22.23	
	DXP	Mini Disc	10-50	3	
	JP	Electroplated Saw Blade	100-300	20/22.23	



# Professional Diamond Saw Blade & Segment

☆ Professional cutting for mable,granite,glass,ceramic tiles.

☆ Make-to-orde,Non-standard custom,Delivery time is 15 day.

Photo	Code	Type	Dia.	Width	Thickness	FOB (USD)
	JT	Professional For Marble/Ceramic	100-300	10	1.6-2.2	
	JB	Professional For Glass	100-300	5/10	0.8-2.0	
	JM	Multi-Use Saw Blade	107/ 113/ 116	9/11/13	1.6-2.2	
	DS	Diamond Segment	Request	Request	Request	

